



UPDATE PAYMENT INFORMATION

1

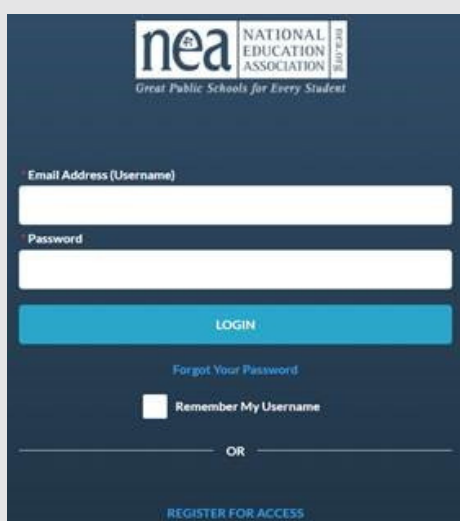
LOGIN OR REGISTER

URL: <https://MyNEA360.org>

Enter username/password

OR

Click "Register for Access"



2

UPDATE PROFILE


Select "My Profile" from menu bar. You can view your membership ID, update your phone, address, professional experience, education, communications choices and more!



3

VIEW FINANCIAL INFO

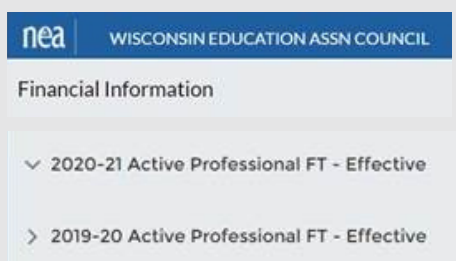
Click "Financial Info" button to review your membership financial information over multiple years.



4

VIEW MEMBERSHIP YEAR

Select the current membership year. The membership year is September through August.



5

EDIT INFORMATION

Click "Edit Info" button to update banking or credit card information. To change payment method, please contact membership@weac.org.

